
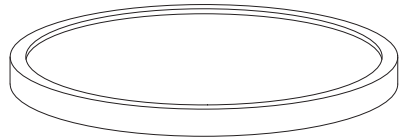


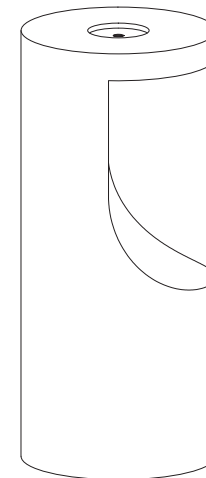
STUDIO.  
LIVIT



## NOVA SIDE TABLE



Tafelblad  
Table Top  
(1) x01



Poten  
Leg  
(2) x01

# STUDIO. LIVIT

Stap 1: Plaats de bovenkant op de basis, naast de spanmoer zoals afgebeeld.

Step 1 :- Place the top on its base adjacent to the chuck nut as shown.

Stap 2: Draai nu de bovenkant met de klok mee en draai de spanmoer vast zoals afgebeeld.

Step 2 :- Now rotate the top clockwise and tighten the chuck nut as shown.

