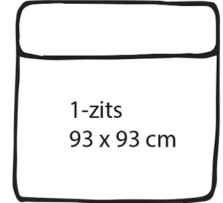
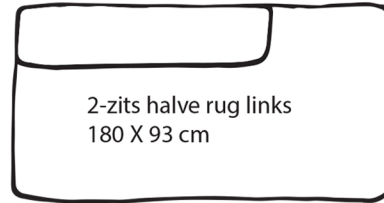
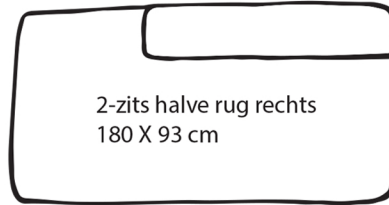
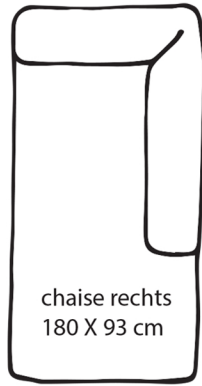
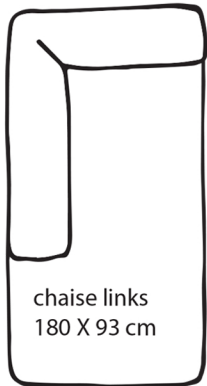
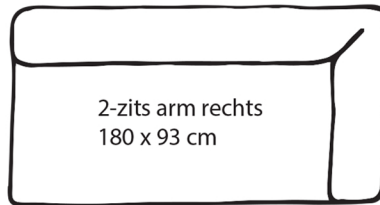
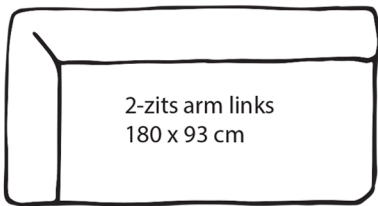


Print dit vel uit en stel je ideale bank samen door de modules uit te knippen en te combineren.



Om te zien hoe groot je bank wordt, kun je de uitgeknipte modules in het grid hieronder plaatsen. Een vierkantje komt overeen met 1x1 meter.

| | | | | | |
|--|--|--|--|--|--|
| | | | | | |
| | | | | | |
| | | | | | |
| | | | | | |